



Must be in the "Auto" position






*When "Turn spinde on", blue and brown terminals should have 120VAC*



Out to relay  
105-120VAC


In from  
control  
board  
105-120VAC

0637R  
SCHAFNER  
MADE IN CHINA  
FN 612-20/06  
110/250VAC / 50-60HZ  
20A@40°C / 25/100/21  
1MOhm 2x0.48mH 0.1µF(X2)SH  
LINE  
P  
N  
E  
2x2nF(Y2)  
0.1µF(X2)SH  
LOAD  
N  
P



"Main power"


Out to relay  
105-120VAC



In from master power 105-120VAC

In from power filter "switch" 105-120VAC

Out to upper wiring block 105-120VAC



To spindle

To transformer

To air solenoid

5-30VDC

105-125VAC

From transformer

From relay





**In towards power**





*Inside white box on side of Z axis wiring to spindle*



DC.30V

5-30VDC